



# Club Health Assessment for District 9 EC through April 2025

			Status	Membership							Reports					Finance		LCIF
Club Number	Club Name	Charter Date		Current Member Count	YTD Members Added	YTD Members Dropped	YTD Net Growth	YTD Net Growth%	Member Count 12 Months Ago	Avg. length of service for dropped members	Months Since Last MMR ***	Yrs. Since Last Officer Report	President Rotation	Vice President Reported ****	Months Since Last Activity Report ***	Account Balance	Donations for current Fiscal Year	
			Number of times on status quo within last two years	If below 15 members appears					If net loss is greater than 20% appears			If no report in 3 months appears in	When more than one year appears in	Number of repeat terms	Notes the officers that do not have appears in an active	If no report at 12 months red		
Clubs more than two years old																		
4308	ALBURNETT	04/09/1962	Active	38	4	1	3	8.57%	35	1	0			N	T	0		\$250.00
Exc Award (06/30/2022, 06/30/2023, 06/30/2024)																		
148640	Anamosa	10/15/2021	Active	12	5	5	0	0.00%	12	3	1			N	M,SC	1		\$200.00
39676	ANDOVER	04/01/1981	Active	11	0	0	0	0.00%	11		13		5	R	T,M,SC	0		\$200.00
116359	ANDREW	03/20/2012	Active	12	0	0	0	0.00%	13		8		2	R	M,SC	13		
134659	Bellevue Area Centennial	05/22/2018	Active	41	2	4	-2	-4.65%	48	4	2		2	N		1		\$1,020.00
4310	BETTENDORF	12/11/1942	Active	44	4	8	-4	-8.33%	46	13	0		2	N	M,SC	0		\$2,700.00
Exc Award (06/30/2017, 06/30/2022, 06/30/2024)																		
4312	BLUE GRASS	01/03/1974	Active	14	2	1	1	7.69%	13	8	4			N	M,SC	2		\$350.00
Exc Award (06/30/2017, 06/30/2022, 06/30/2024)																		
4313	CEDAR RAPIDS NOON	05/06/1920	Active	35	5	7	-2	-5.41%	38	25	2			N	SC	0		\$3,335.00
4315	CENTER POINT	05/28/1959	Active	42	7	3	4	10.53%	41	14	0			R	SC	0		\$1,154.00
Exc Award (06/30/2016, 06/30/2018)																		
4316	CLINTON	03/10/1947	Active	16	3	0	3	23.08%	14		0				M,VP,SC	2		\$320.00
4317	COGGON	03/10/1955	Active	14	0	0	0	0.00%	13		12			N	P,SC	20		\$500.00
4318	DAVENPORT BREAKFAST	09/13/1973	Active	19	1	2	-1	-5.00%	20	11	0				VP	5		\$1,000.00
4319	DAVENPORT VILLAGE	11/24/1924	Active	24	2	8	-6	-20.00%	30	8	0		3		M,VP,SC	6		\$6,080.00
Exc Award (06/30/2024)																		
4321	DE WITT	05/15/1953	Active	40	0	10	-10	-20.00%	50	17	3				M,VP,SC	0		\$930.00
Exc Award (06/30/2016, 06/30/2024)																		
37565	DELMAR	10/08/1979	Active	29	2	7	-5	-14.71%	34	18	1		None		P,S,T,M,VP SC	1		\$320.00
Exc Award (06/30/2024)																		
37313	DEWITT NITE	06/27/1979	Active	27	3	3	0	0.00%	25	19	2		2	R	SC	4		
Exc Award (06/30/2024)																		
4324	ELDRIDGE	06/15/1953	Active	74	7	4	3	4.23%	76	15	1			N		0		\$6,058.40
Exc Award (06/30/2017, 06/30/2018, 06/30/2024)																		
119536	Fairfax	06/04/2013	Active	7	0	0	0	0.00%	10		8		4	R	M,SC	12		




# Club Health Assessment for District 9 EC through April 2025

			Status	Membership							Reports					Finance		LCIF
Club Number	Club Name	Charter Date		Current Member Count	YTD Members Added	YTD Members Dropped	YTD Net Growth	YTD Net Growth%	Member Count 12 Months Ago	Avg. length of service for dropped members	Months Since Last MMR ***	Yrs. Since Last Officer Report	President Rotation	Vice President Reported ****	Months Since Last Activity Report ***	Account Balance	Donations for current Fiscal Year	
			Number of times on status quo within last two years	If below 15 members appears					If net loss is greater than 20% appears		If no report in 3 months appears in	When more than one year appears in	Number of repeat terms	Notes the officers that do not have an active	If no report at 12 months appears in red			
124541	Fruitland Community	04/08/2015	Active	14	0	0	0	0.00%	14		6		2	R	M,SC	16		\$20.00
34383	GOOSE LAKE	08/30/1977	Active	15	0	1	-1	-6.25%	16	23	4		2		P,M,VP,SC	22		
40101	HIAWATHA	06/26/1981	Active	6	0	0	0	0.00%	6		7		2		M,VP,SC	22		
36296	LONG GROVE	12/18/1978	Active	17	0	0	0	0.00%	17		78	1	None		P,S,T,M,VP SC	24+		
36046	LOW MOOR	09/06/1978	Active	61	1	0	1	1.67%	58		0			N		0		\$5,710.00
Exc Award (06/30/2024)																		
36045	LOWDEN	09/06/1978	Active	9	0	2	-2	-18.18%	11	2	3		6	N	M,SC	2		\$500.00
Exc Award (06/30/2022, 06/30/2023)																		
105011	MAQUOKETA	03/23/2009	Active	6	0	0	0	0.00%	7		5		2	R	M,SC	24+		\$100.00
4333	MARION NOON	11/19/1964	Active	19	0	1	-1	-5.00%	19	6	0		4		P,M,VP,SC	1		
44815	MILES	04/03/1985	Active	7	0	0	0	0.00%	6		0		12		VP,SC	1		\$280.00
Exc Award (06/30/2024)																		
4126	MONTICELLO	05/02/1941	Active	39	1	3	-2	-4.88%	37	9	2			N	VP,SC	3		\$2,825.20
Exc Award (06/30/2022, 06/30/2024)																		
4336	MOUNT VERNON	03/26/1924	Active	30	1	6	-5	-14.29%	35	27	4				VP	12		\$11,824.26
Exc Award (06/30/2020, 06/30/2021)																		
77963	MUSCATINE	12/17/2003	Active	20	0	0	0	0.00%	21		8		2		M,VP,SC	21		\$41,253.03
82242	OLIN	05/07/2004	Active	18	0	7	-7	-28.00%	25	10	0		7	R	M,VP,SC	14		
33648	OTTER CREEK AREA L C	04/30/1977	Active	23	1	2	-1	-4.17%	24	14	6			IP	M	1		\$1,000.00
41307	PARK VIEW	05/25/1982	Active	8	0	1	-1	-11.11%	10	41	5		2	N	M,SC	24+		\$350.00
4132	PRESTON	04/09/1973	Active	24	1	2	-1	-4.00%	25	7	0		4		VP,SC	0		\$500.00
4341	STANWOOD	04/24/1953	Active	11	0	0	0	0.00%	11		13		3		M,VP,SC	1		\$700.00
Exc Award (06/30/2024)																		
4343	TIPTON	11/08/1949	Active	68	5	2	3	4.62%	75	6	0			N	P	4		\$4,160.51
Exc Award (06/30/2022, 06/30/2023)																		
4350	WALCOTT	02/09/1973	Active	34	1	3	-2	-5.56%	39	5	4			N	M	24		\$1,040.00
Exc Award (06/30/2020, 06/30/2023)																		



## Club Health Assessment for District 9 EC through April 2025

				Status		Membership						Reports					Finance		LCIF	
Club Number	Club Name	Charter Date			Current Member Count	YTD Members Added	YTD Members Dropped	YTD Net Growth	YTD Net Growth%	Member Count 12 Months Ago	Avg. length of service for dropped members	Months Since Last MMR ***	Yrs. Since Last Officer Report	President Rotation	Vice President Reported ****	Months Since Last Activity Report ***	Account Balance	Donations for current Fiscal Year		
				Number of times on status quo within last two years	If below 15 members appears				If net loss is greater than 20% appears			If no report in 3 months appears in	When more than one year appears in	Number of repeat terms	Notes the officers that do not have an active	If no report at 12 months appears in red				
4351	WALKER	06/02/1959		Active	29	0	1	-1	-3.33%	30	66	0		2	R M,VP,SC	21				
4352	WEST BRANCH	03/30/1950		Active	60	4	3	1	1.69%	59	10	1			N SC	0		\$2,660.00		
	Exc Award (06/30/2024)																			
4353	WEST LIBERTY	04/20/1953		Active	26	0	0	0	0.00%	27		8		2	P,M,VP,SC	22				
36438	WHEATLAND	01/18/1979		Active	13	0	0	0	0.00%	13		0		14	S,T,M,VP,SC	10				
4140	WYOMING	05/08/1953		Active	8	0	0	0	0.00%	8		22		23	R S,T,M,VP,SC	24+		\$190.00		
Current Total Clubs Count	YTD New Clubs Count	YTD Cancelled Clubs Count	YTD Net Club Gain	Current Total Members Count	YTD Add	YTD Drop	YTD Net Growth	YTD Net Growth %	Member Count 12 Months Ago	Average Member Count Per Club	% of Clubs with less than 20 members	% No MMR in 3 Months	% No Officer Report in 12 Months	% of Clubs with balance 90+ days	Number of Clubs in Status Quo	% Status Quo Clubs in Financial Suspension	Number of Cancelled Clubs	Average Cancelled Club Age	Members Lost Due to Cancellation	% of Clubs Cancelled for Non-Financial Reasons
42	0	0	0	1,064	62	97	-35	-3.18%	1,122	25	50%	48%	2%	0%	0	0%	0	0	0	0%

\* - P - Priority Club. Cancellation Reasons: 1-Objectives/conduct, 2-Non-active club, 5-Non-existing club, 6-Disbanding, 7-Merger, 8-Financial Suspension, 9-District/Multiple District Dues.

\*\* - Abbreviation: P-President, S-Secretary, T-Treasurer, M-Member Chairperson, VP-First Vice President, MC-Communications Chairperson, SC-Service Chairperson

\*\*\* - Abbreviation: N/R - Never reported using the Lions Clubs website, N/A - Not applicable, No password registered for the Lions Clubs website.

\*\*\*\* - Abbreviation: N - New, IP - Immediate Past, R - Repeat.



# Club Health Assessment for District 9 MC through April 2025

			Status	Membership							Reports					Finance		LCIF
Club Number	Club Name	Charter Date		Current Member Count	YTD Members Added	YTD Members Dropped	YTD Net Growth	YTD Net Growth%	Member Count 12 Months Ago	Avg. length of service for dropped members	Months Since Last MMR ***	Yrs. Since Last Officer Report	President Rotation	Vice President Reported ****	Months Since Last Activity Report ***	Account Balance	Donations for current Fiscal Year	
			Number of times on status quo within last two years	If below 15 members appears				If net loss is greater than 20% appears			If no report in 3 months appears in	When more than one year appears in	Number of repeat terms	Notes the officers that do not have an active	If no report at 12 months appears in red			
Clubs less than two years old																		
156787	South Tama Lions	03/14/2024	Active	15	0	5	-5	-25.00%	20	1	7		2	R	S,M,SC	N/R	90+ Days	\$153.00
Clubs more than two years old																		
4183	ALTOONA	04/24/1947	Active	37	2	8	-6	-13.95%	43	15	0		2	N	SC	23		\$200.00
Exc Award (06/30/2017)																		
4266	AMES	03/13/1939	Active	35	1	4	-3	-7.89%	41	17	0			N	SC	0		
Exc Award (06/30/2017, 06/30/2022)																		
101922	AMES CAMPUS	05/06/2008	Active	4	3	6	-3	-42.86%	5	2	0			N	M,SC	12		
4267	AMES EVENING	04/19/1963	Active(1)	1	0	0	0	0.00%	1		0		5		VP	21		
Exc Award (06/30/2017, 06/30/2018)																		
4184	ANKENY	04/11/1941	Active	23	0	2	-2	-8.00%	25	4	3			N	M,SC	24+		\$500.00
Exc Award (06/30/2022)																		
42642	BEAMAN	05/26/1983	Active	12	1	0	1	9.09%	11		1		11		M,VP,SC	24+		\$100.00
Exc Award (06/30/2022)																		
4185	BONDURANT	04/26/1949	Active	35	0	2	-2	-5.41%	37	54	1			N	P,SC	24+		\$1,000.00
Exc Award (06/30/2016)																		
33513	CLIVE	03/15/1977	Active	23	1	0	1	4.55%	22		2		11	R	P,SC	9		\$200.00
Exc Award (06/30/2022)																		
4191	DES MOINES HOST	04/05/1920	Active	24	0	1	-1	-4.00%	25	8	0			N	M,SC	18		
122552	Des Moines Parks Community	06/26/2014	Cancelled(6*)	0	1	7	-6	-100.00%	6	15	3		None		P,S,T,M,VP SC	24+		
4195	DES MOINES SOUTH DES MOINES	04/27/1954	Active	16	2	2	0	0.00%	17	15	2			N	M,SC	13		
Exc Award (06/30/2017, 06/30/2022, 06/30/20)																		
4323	DYSART	01/24/1950	Active	21	1	3	-2	-8.70%	22	3	0			N	T,SC	1		\$1,000.00
Exc Award (06/30/2022)																		
47508	EAST DES MOINES	06/22/1987	Active	3	0	3	-3	-50.00%	10	37	4		None		P,S,T,M,VP SC	24+		
4326	GARWIN	06/23/1958	Active	18	1	1	0	0.00%	18	17	2		17	N	SC	0		
Exc Award (06/30/2022, 06/30/2024)																		
4275	GILBERT	03/08/1955	Active	13	0	0	0	0.00%	13		13		7		T,M,VP,SC	24+		\$500.00



# Club Health Assessment for District 9 MC through April 2025

			Status	Membership							Reports					Finance	LCIF
Club Number	Club Name	Charter Date		Current Member Count	YTD Members Added	YTD Members Dropped	YTD Net Growth	YTD Net Growth%	Member Count 12 Months Ago	Avg. length of service for dropped members	Months Since Last MMR ***	Yrs. Since Last Officer Report	President Rotation	Vice President Reported ****	Months Since Last Activity Report ***	Account Balance	Donations for current Fiscal Year
			Number of times on status quo within last two years	If below 15 members appears				If net loss is greater than 20% appears			If no report in 3 months appears in	When more than one year appears in	Number of repeat terms		Notes the officers that do not have appears in an active	If no report at 12 months red	
Exc Award (06/30/2017)			Active	17	1	0	1	6.25%	16		0		2	R	M,SC	24+	
4327	GLADBROOK	05/06/1960															
Exc Award (06/30/2022)			Active	34	3	1	2	6.25%	32	11	7			N	S,M,SC	7	\$500.00
4198	GRIMES	02/04/1947															
Exc Award (06/30/2017, 06/30/2022)			Active	43	2	6	-4	-8.51%	46	25	0			N	M,SC	6	\$3,000.00
4328	GRINNELL	10/04/1961															
Exc Award (06/30/2022, 06/30/2024)			Active	16	0	0	0	0.00%	16		8		4		M,VP,SC	24+	
4277	GRUNDY CENTER	01/25/1968															
4201	JOHNSTON	12/18/1944	Active	46	0	3	-3	-6.12%	45	11	0			N	M	21	\$1,500.00
Exc Award (06/30/2024)			Active	17	0	0	0	0.00%	17		0			N	P,M,SC	24+	\$350.00
4282	KELLOGG	09/17/1953															
4283	LAUREL	10/07/1964	Active	7	0	4	-4	-36.36%	11	8	8		2		T,M,VP,SC	24+	
4286	Marshalltown Community Outreach	05/25/1921	Active	5	2	3	-1	-16.67%	3	1	1		2	N	M,SC	0	90+ Days \$320.00
Exc Award (06/30/2024)			Active	22	3	3	0	0.00%	22	3	0			N	M,SC	0	
4287	MARSHALLTOWN EVENING	03/03/1970															
Exc Award (06/30/2022)			Active	17	0	0	0	0.00%	17		22		2		M,VP,SC	24+	\$400.00
42161	MC CALLSBURG	01/24/1983															
4208	MITCHELLVILLE	03/30/1972	Active	17	0	0	0	0.00%	17		12			N	VP,SC	20	
Exc Award (06/30/2017, 06/30/2022)			Active	35	1	1	0	0.00%	35	1	9		2		M,VP,SC	23	
4335	MONTEZUMA	03/12/1947															
4291	NEVADA	05/06/1948	Active	16	1	0	1	6.67%	15		7			IP		24+	\$50.00
Exc Award (06/30/2017)			Active	8	0	0	0	0.00%	10		9		6		M,VP,SC	24+	
106573	NEWTON	09/09/2009															
77465	PLEASANT HILL	08/05/2003	Cancelled(6*)	0	0	17	-17	-100.00%	17	12	5		None		P,S,T,M,VP SC	12	
4295	PRAIRIE CITY	12/19/1950	Active	16	1	2	-1	-5.88%	17	44	0		2	N	SC	23	\$250.00
4297	REINBECK	05/22/1950	Active	48	7	1	6	14.29%	43	50	2		2	R	M,SC	8	
4299	STATE CENTER	10/10/1930	Active	24	0	2	-2	-7.69%	27	15	0		7	R	M,SC	24+	\$150.00
Exc Award (06/30/2022)																	



## Club Health Assessment for District 9 MC through April 2025

			Status	Membership							Reports					Finance	LCIF
Club Number	Club Name	Charter Date		Current Member Count	YTD Members Added	YTD Members Dropped	YTD Net Growth	YTD Net Growth%	Member Count 12 Months Ago	Avg. length of service for dropped members	Months Since Last MMR ***	Yrs. Since Last Officer Report	President Rotation	Vice President Reported ****	Months Since Last Activity Report ***	Account Balance	Donations for current Fiscal Year
			Number of times on status quo within last two years	If below 15 members appears			If net loss is greater than 20% appears			If no report in 3 months appears in			When more than one year appears in	Number of repeat terms	Notes the officers that do not have an active	If no report at 12 months appears in red	
4300	STORY CITY	12/29/1938	Active	14	4	2	2	16.67%	12	0	5		2	R	M,SC	21	\$400.00
4302	SULLY	09/15/1953	Active	21	1	3	-2	-8.70%	23	13	5		2	R	SC	9	\$500.00
4345	TRAER	10/27/1930	Active	27	4	2	2	8.00%	25	6	5		7	R	M,SC	5	\$300.00
4219	URBANDALE	08/29/1945	Active	43	4	4	0	0.00%	43	23	0		None		P,M,VP,SC	22	\$1,000.00
Exc Award (06/30/2017, 06/30/2022)																	
32315	URBANDALE BREAKFAST	05/17/1976	Active	10	0	0	0	0.00%	10		0		4	R	M,SC	24+	
4220	WEST DES MOINES	10/03/1930	Active	14	0	2	-2	-12.50%	16	17	6		12	R	M,SC	24	\$1,000.00
Exc Award (06/30/2022)																	

Clubs Cancelled Previous Fiscal Year – Clubs Cancelled within last 12 months may be reinstated

Club Number	Club Name	Charter Date	Current Status*	Cancellation Date
128755	Des Moines Outreach	08/30/2016	Cancelled(6*)	01/29/2024

Current Total Clubs Count	YTD New Clubs Count	YTD Cancelled Clubs Count	YTD Net Club Gain	Current Total Members Count	YTD Add	YTD Drop	YTD Net Growth	YTD Net Growth %	Member Count 12 Months Ago	Average Member Count Per Club	% of Clubs with less than 20 members	% No MMR in 3 Months	% No Officer Report in 12 Months	% of Clubs with balance 90+ days	Number of Clubs in Status Quo	% Status Quo Clubs in Financial Suspension	Number of Cancelled Clubs	Average Cancelled Club Age	Members Lost Due to Cancellation	% of Clubs Cancelled for Non-Financial Reasons
38	0	2	-2	797	47	100	-53	-6.24%	851	21	55%	42%	0%	5%	0	0%	2	20	24	100%

\* - P - Priority Club. Cancellation Reasons: 1-Objectives/conduct, 2-Non-active club, 5-Non-existing club, 6-Disbanding, 7-Merger, 8-Financial Suspension, 9-District/Multiple District Dues.

\*\* - Abbreviation: P-President, S-Secretary, T-Treasurer, M-Member Chairperson, VP-First Vice President, MC-Communications Chairperson, SC-Service Chairperson

\*\*\* - Abbreviation: N/R - Never reported using the Lions Clubs website, N/A - Not applicable, No password registered for the Lions Clubs website.

\*\*\*\* - Abbreviation: N - New, IP - Immediate Past, R - Repeat.



# Club Health Assessment for District 9 NC through April 2025

			Status	Membership							Reports					Finance		LCIF
Club Number	Club Name	Charter Date		Current Member Count	YTD Members Added	YTD Members Dropped	YTD Net Growth	YTD Net Growth%	Member Count 12 Months Ago	Avg. length of service for dropped members	Months Since Last MMR ***	Yrs. Since Last Officer Report	President Rotation	Vice President Reported ****	Months Since Last Activity Report ***	Account Balance	Donations for current Fiscal Year	
			Number of times on status quo within last two years	If below 15 members appears				If net loss is greater than 20% appears			If no report in 3 months appears in	When more than one year appears in	Number of repeat terms	Notes the officers that do not have appears in an active	If no report at 12 months red			
Clubs more than two years old																		
4061	ALGONA	01/10/1945	Active	20	0	0	0	0.00%	20		10		2	N	M,SC	24+	90+ Days	
4062	ALLISON	01/12/1951	Active	21	0	1	-1	-4.55%	25	13	0			IP	M,SC	15	\$20.00	
4064	BELMOND	10/17/1951	Active	17	2	0	2	13.33%	15		0		2		M,VP,SC	20		
4067	BURT	10/10/1951	Active(1)	11	0	2	-2	-15.38%	13	46	0		None		P,S,T,M,VP SC	24+		
4068	CHARLES CITY	05/03/1921	Active	42	2	6	-4	-8.70%	46	37	0			N	T,M,SC	24+		
4070	CLARION	05/01/1947	Active	18	3	0	3	20.00%	15		2				M,VP,SC	1		
4071	CLEAR LAKE	04/15/1921	Active	64	4	14	-10	-13.51%	74	24	1			N	P,T,M,VP,SC	N/R		
30147	CLEAR LAKE EVENING	01/27/1975	Active	47	3	1	2	4.44%	47	6	0			N		2	\$1,900.00	
4072	DOWS	10/09/1951	Active	16	0	0	0	0.00%	16		20		11	R	T,M,VP,SC	N/R		
110931	EAGLE GROVE	05/03/2011	Active	12	1	2	-1	-7.69%	13	1	0			R	SC	0	\$300.00	
Exc Award (06/30/2024)																		
43463	ELDORA	02/17/1984	Active	10	0	0	0	0.00%	10		21	1	None		P,S,T,M,VP SC	N/R		
4076	FLOYD	08/26/1952	Active	15	2	0	2	15.38%	13		2				P,T,M,VP,SC	24+	\$26.00	
4077	FOREST CITY	06/13/1930	Active	18	1	2	-1	-5.26%	20	18	1		5	R	M,SC	24+	\$100.00	
4078	GARNER	06/06/1924	Cancelled(6*)	0	0	12	-12	-100.00%	14	24	5	1	None		P,S,T,M,VP SC	24+		
4080	HAMPTON	05/05/1960	Active	16	0	5	-5	-23.81%	21	13	0				M,VP,SC	5	\$500.00	
4034	HUMBOLDT	08/06/1946	Active	34	0	0	0	0.00%	35		3				M,VP,SC	24	\$1,000.00	
4279	IOWA FALLS	07/08/1930	Active	64	3	1	2	3.23%	62	2	3			N	P,M,SC	24+	\$1,850.00	
4281	KAMRAR	07/30/1969	Active	17	0	0	0	0.00%	20		10				P,M,VP,SC	24+	90+ Days	
4081	KENSETT	03/12/1948	Active	11	0	0	0	0.00%	11		5	1	None		P,S,T,M,VP SC	24+	\$200.00	
4083	LAKE MILLS	10/22/1928	Active	10	0	1	-1	-9.09%	11	31	7		7	R	P,M,SC	24+		
33202	MANLY	01/19/1977	Cancelled(8*)	0	0	8	-8	-100.00%	8	24	4	2	None		P,S,T,M,VP SC	N/R	90+ Days	
4084	MARBLE ROCK	10/18/1954	Active	9	1	1	0	0.00%	9	5	4		None		P,T,M,VP,SC	24+		
4085	MASON CITY	05/12/1920	Active	23	0	0	0	0.00%	22		12			N	SC	24+	\$1,900.00	



## Club Health Assessment for District 9 NC through April 2025

			Status	Membership							Reports					Finance	LCIF	
Club Number	Club Name	Charter Date		Current Member Count	YTD Members Added	YTD Members Dropped	YTD Net Growth	YTD Net Growth%	Member Count 12 Months Ago	Avg. length of service for dropped members	Months Since Last MMR ***	Yrs. Since Last Officer Report	President Rotation	Vice President Reported ****	Months Since Last Activity Report ***	Account Balance	Donations for current Fiscal Year	
			Number of times on status quo within last two years	If below 15 members appears			If net loss is greater than 20% appears				If no report in 3 months appears in	When more than one year appears in	Number of repeat terms	Notes the officers that do not have an active		If no report at 12 months appears in red		
Exc Award (06/30/2022)																		
4087	NEW HARTFORD	03/31/1972	Active	29	2	2	0	0.00%	25	11	0		5	R	M,SC	11		
4088	NORTHWOOD	10/18/1929	Active	26	0	1	-1	-3.70%	27	1	0		2	N	SC	0	\$1,000.00	
44814	OSAGE	04/19/1985	Active	40	4	3	1	2.56%	39	4	0			N	M,SC	1	\$500.00	
Exc Award (06/30/2024)																		
35146	PARKERSBURG	03/20/1978	Active	33	1	0	1	3.13%	29		0		2	R	M,SC	4	\$420.00	
Exc Award (06/30/2024)																		
4090	ROCKFORD	10/29/1951	Active	21	0	0	0	0.00%	21		40	1	None		P,S,T,M,VP SC	N/R	90+ Days	
4091	ROCKWELL	02/25/1957	Active	41	0	0	0	0.00%	45		11		None		P,S,M,VP,SC	24+		
4092	ROWAN	07/25/1952	Active	23	0	0	0	0.00%	23		0			R	M,SC	19		
4095	SHEFFIELD	11/28/1951	Active	15	1	1	0	0.00%	16	41	0			N	SC	0		\$145.00
4298	STANHOPE	05/25/1951	Active	20	2	3	-1	-4.76%	21	1	1		2	R	SC	3		\$200.00
Exc Award (06/30/2018)																		
4301	STRATFORD	05/28/1948	Active	16	0	0	0	0.00%	16		28		4	R	T,M,SC	24+		
4098	THOMPSON	04/25/1960	Active	13	0	1	-1	-7.14%	14	40	3				P,M,VP,SC	11		
4306	WILLIAMS	06/26/1951	Active	9	0	0	0	0.00%	8		11		None		P,S,T,M,VP SC	24+		

Clubs Cancelled Previous Fiscal Year – Clubs Cancelled within last 12 months may be reinstated


Club Number	Club Name	Charter Date	Current Status*	Cancellation Date
29087	ACKLEY GENEVA L C	04/17/1974	Cancelled(6*)	06/29/2024

Current Total Clubs Count	YTD New Clubs Count	YTD Cancelled Clubs Count	YTD Net Club Gain	Current Total Members Count	YTD Add	YTD Drop	YTD Net Growth	YTD Net Growth %	Member Count 12 Months Ago	Average Member Count Per Club	% of Clubs with less than 20 members	% No MMR in 3 Months	% No Officer Report in 12 Months	% of Clubs with balance 90+ days	Number of Clubs in Status Quo	% Status Quo Clubs in Financial Suspension	Number of Cancelled Clubs	Average Cancelled Club Age	Members Lost Due to Cancellation	% of Clubs Cancelled for Non-Financial Reasons
33	0	2	-2	781	32	67	-35	-4.29%	824	24	52%	45%	9%	9%	0	0%	2	99	20	50%





Club Health Assessment for District 9 NC through April 2025

			Status	Membership							Reports				Finance	LCIF	
Club Number	Club Name	Charter Date		Current Member Count	YTD Members Added	YTD Members Dropped	YTD Net Growth	YTD Net Growth%	Member Count 12 Months Ago	Avg. length of service for dropped members	Months Since Last MMR ***	Yrs. Since Last Officer Report	President Rotation	Vice President Reported ****	Months Since Last Activity Report ***	Account Balance	Donations for current Fiscal Year
			Number of times on status quo within last two years	If below 15 members appears				If net loss is greater than 20% appears			If no report in 3 months appears in	When more than one year appears in	Number of repeat terms	Notes the officers that do not have an active	If no report at 12 months appears in red		

\* - P - Priority Club. Cancellation Reasons: 1-Objectives/conduct, 2-Non-active club, 5-Non-existing club, 6-Disbanding, 7-Merger, 8-Financial Suspension, 9-District/Multiple District Dues.  
\*\* - Abbreviation: P-President, S-Secretary, T-Treasurer, M-Member Chairperson, VP-First Vice President, MC-Communications Chairperson, SC-Service Chairperson  
\*\*\* - Abbreviation: N/R - Never reported using the Lions Clubs website, N/A - Not applicable, No password registered for the Lions Clubs website.  
\*\*\*\* - Abbreviation: N - New, IP - Immediate Past, R - Repeat.



## Club Health Assessment for District 9 NE through April 2025

			Status	Membership							Reports					Finance		LCIF
Club Number	Club Name	Charter Date		Current Member Count	YTD Members Added	YTD Members Dropped	YTD Net Growth	YTD Net Growth%	Member Count 12 Months Ago	Avg. length of service for dropped members	Months Since Last MMR ***	Yrs. Since Last Officer Report	President Rotation	Vice President Reported ****	Months Since Last Activity Report ***	Account Balance	Donations for current Fiscal Year	
			Number of times on status quo within last two years	If below 15 members appears				If net loss is greater than 20% appears			If no report in 3 months appears in	When more than one year appears in	Number of repeat terms	Notes the officers that do not have an active	If no report at 12 months appears in red			
Clubs more than two years old																		
46953	BALLTOWN	02/26/1987	Active	38	0	1	-1	-2.56%	38	23	0			IP SC	10		\$1,000.00	
4309	BELLE PLAINE	04/04/1947	Active	31	5	2	3	10.71%	28	14	1			N SC	0		\$390.00	
Exc Award (06/30/2023)																		
4311	BLAIRSTOWN	10/15/1953	Active	6	0	0	0	0.00%	6		15		17	R S	23		\$200.00	
4103	CALMAR	09/15/1955	Active	17	0	0	0	0.00%	14		10		4	R M,SC	0		\$540.00	
46389	CASCADE	06/30/1986	Active	8	4	0	4	100.00%	4		2		12	M,VP,SC	N/R		\$200.00	
4104	CEDAR FALLS	11/14/1924	Active	81	7	9	-2	-2.41%	83	18	0			VP	0		\$5,562.00	
4105	DECORAH	10/06/1952	Active	55	4	1	3	5.77%	51	36	1			N	1		\$3,070.00	
Exc Award (06/30/2018)																		
4107	DENVER	07/26/1965	Active	39	2	11	-9	-18.75%	48	6	2			N M,SC	9		\$1,270.00	
33203	DUBUQUE EVENING	01/18/1977	Active	14	0	0	0	0.00%	14		11		5	VP	4		\$1,360.00	
4108	DUBUQUE NOON	05/10/1922	Active	38	2	3	-1	-2.56%	38	11	2		2	N SC	3		\$1,000.00	
4110	DYERSVILLE	01/12/1968	Active	27	2	0	2	8.00%	21		8		2	R M,SC	11			
4111	ELGIN	03/27/1948	Active	9	0	0	0	0.00%	9		9		None	P,M,VP,SC	24+			
4115	FREDERICKSBURG	11/02/1955	Active	19	0	2	-2	-9.52%	21	37	4			N	5		\$500.00	
4116	GARNAVILLO	11/22/1965	Active	15	0	0	0	0.00%	15		9		23	M,VP,SC	3		\$175.00	
4325	GARRISON	04/10/1957	Active	9	0	0	0	0.00%	9		8			N SC	0		\$20.00	
Exc Award (06/30/2018)																		
4117	HAWKEYE	12/01/1970	Active	8	0	0	0	0.00%	8		8		10	P,M,VP,SC	0		\$100.00	
4118	HOPKINTON	02/23/1951	Active	27	4	0	4	17.39%	23		1		None	R P,T,VP,SC	0		\$500.00	
4119	HUDSON	06/13/1958	Active	22	1	1	0	0.00%	22	1	1			N M,SC	1		\$475.00	
4120	INDEPENDENCE	07/10/1931	Active	28	1	1	0	0.00%	28	53	0		2	VP	0		\$3,585.00	
4121	JANESVILLE	02/06/1967	Active	25	0	1	-1	-3.85%	26	7	5			N	0		\$600.00	
4122	JESUP	09/05/1932	Active	50	0	1	-1	-1.96%	52	17	4			M,VP,SC	4		\$50.00	
4123	LA PORTE CITY	06/17/1924	Active	60	4	2	2	3.45%	58	34	3			N	24+		\$250.00	



# Club Health Assessment for District 9 NE through April 2025

			Status	Membership						Reports					Finance	LCIF	
Club Number	Club Name	Charter Date		Current Member Count	YTD Members Added	YTD Members Dropped	YTD Net Growth	YTD Net Growth%	Member Count 12 Months Ago	Avg. length of service for dropped members	Months Since Last MMR ***	Yrs. Since Last Officer Report	President Rotation	Vice President Reported ****	Months Since Last Activity Report ***	Account Balance	Donations for current Fiscal Year
			Number of times on status quo within last two years	If below 15 members appears				If net loss is greater than 20% appears			If no report in 3 months appears in	When more than one year appears in	Number of repeat terms	Notes the officers that do not have an active	If no report at 12 months appears in red		
29402	LANSING	05/31/1974	Active(1)	13	0	0	0	0.00%	13		23		12	M,VP,SC	24+		
84788	LAWLER	01/31/2005	Active	44	0	0	0	0.00%	43		5			N	1		\$110.00
	Exc Award (06/30/2024)																
4124	MANCHESTER	10/08/1941	Cancelled(6*)	0	0	11	-11	-100.00%	30	47	6	1	None	P,S,T,M,VP SC	24+		
4127	NASHUA	09/20/1932	Active	37	3	6	-3	-7.50%	39	12	1			M,VP,SC	0		\$870.00
	Exc Award (06/30/2018, 06/30/2023)																
4128	NEW HAMPTON	09/20/1951	Active	55	1	1	0	0.00%	55	3	4			N	M,VP,SC	1	\$1,040.00
38128	NEWHALL	03/24/1980	Active	16	0	2	-2	-11.11%	18	23	0			N	M,SC	6	\$100.00
4129	OELWEIN	04/26/1939	Active	34	1	2	-1	-2.86%	34	33	1			R		0	\$1,040.00
	Exc Award (06/30/2018)																
40998	POSTVILLE	03/29/1982	Active	14	0	0	0	0.00%	14		1			N	SC	19	\$225.00
4339	SHELLSBURG	12/07/1970	Active	11	2	0	2	22.22%	9		3		4	N	M,SC	20	
4135	STRAWBERRY POINT	02/10/1931	Active	8	0	0	0	0.00%	8		9		11		M,VP,SC	18	
35529	SUMNER	05/11/1978	Active	18	0	0	0	0.00%	19		9			IP	M,SC	24+	\$100.00
4346	URBANA	01/03/1974	Active	19	5	1	4	26.67%	16	0	7				T,M,VP,SC	23	\$200.00
4347	VAN HORNE	12/12/1962	Active	22	0	0	0	0.00%	22		3			N	M,SC	21	\$30.00
4349	VINTON	07/05/1921	Active	68	2	1	1	1.49%	68	21	1			N	M,SC	5	
	Exc Award (06/30/2017)																
4136	WATERLOO	02/20/1939	Active	17	1	3	-2	-10.53%	18	8	0			N		3	\$1,010.00
29996	WAUKON	12/17/1974	Active	14	1	2	-1	-6.67%	16	6	0				M,VP	0	\$250.00
4138	WAVERLY	06/13/1944	Active	30	1	2	-1	-3.23%	33	29	0			N		2	\$2,120.00
4139	WEST UNION	03/26/1942	Active	22	1	3	-2	-8.33%	25	2	5		4	R	M,VP,SC	0	\$300.00
138498	Western Dubuque	06/18/2019	Active	6	1	0	1	20.00%	5		3		7		VP,SC	0	\$200.00



## Club Health Assessment for District 9 NE through April 2025

Club Number			Club Name			Charter Date			Status					Membership					Reports					Finance		LCIF
									Current Member Count	YTD Members Added	YTD Members Dropped	YTD Net Growth	YTD Net Growth%	Member Count 12 Months Ago	Avg. length of service for dropped members	Months Since Last MMR ***	Yrs. Since Last Officer Report	President Rotation	Vice President Reported ****	Months Since Last Activity Report ***	Account Balance	Donations for current Fiscal Year				
									Number of times on status quo within last two years	If below 15 members appears			If net loss is greater than 20% appears			If no report in 3 months appears in			When more than one year appears in	Number of repeat terms	Notes the officers that do not have an active		If no report at 12 months appears in red			
Current Total Clubs Count	YTD New Clubs Count	YTD Cancelled Clubs Count	YTD Net Club Gain	Current Total Members Count	YTD Add	YTD Drop	YTD Net Growth	YTD Net Growth %	Member Count 12 Months Ago	Average Member Count Per Club	% of Clubs with less than 20 members	% No MMR in 3 Months	% No Officer Report in 12 Months	% of Clubs with balance 90+ days	Number of Clubs in Status Quo	% Status Quo Clubs in Financial Suspension	Number of Cancelled Clubs	Average Cancelled Club Age	Members Lost Due to Cancellation	% of Clubs Cancelled for Non-Financial Reasons						
40	0	1	-1	1,074	55	69	-14	-1.29%	1,101	27	48%	55%	0%	0%	0	0%	1	83	11	100%						

\* - P - Priority Club. Cancellation Reasons: 1-Objectives/conduct, 2-Non-active club, 5-Non-existing club, 6-Disbanding, 7-Merger, 8-Financial Suspension, 9-District/Multiple District Dues.

\*\* - Abbreviation: P-President, S-Secretary, T-Treasurer, M-Member Chairperson, VP-First Vice President, MC-Communications Chairperson, SC-Service Chairperson

\*\*\* - Abbreviation: N/R - Never reported using the Lions Clubs website, N/A - Not applicable, No password registered for the Lions Clubs website.

\*\*\*\* - Abbreviation: N - New, IP - Immediate Past, R - Repeat.



# Club Health Assessment for District 9 NW through April 2025

			Status	Membership							Reports					Finance		LCIF
Club Number	Club Name	Charter Date		Current Member Count	YTD Members Added	YTD Members Dropped	YTD Net Growth	YTD Net Growth%	Member Count 12 Months Ago	Avg. length of service for dropped members	Months Since Last MMR ***	Yrs. Since Last Officer Report	President Rotation	Vice President Reported ****	Months Since Last Activity Report ***	Account Balance	Donations for current Fiscal Year	
			Number of times on status quo within last two years	If below 15 members appears			If net loss is greater than 20% appears			If no report in 3 months appears in		When more than one year appears in	Number of repeat terms	Notes the officers that do not have an active red				
Clubs more than two years old																		
38267	AKRON	04/16/1980	Active	25	4	0	4	19.05%	21		1			N	SC	0	\$630.00	
Exc Award (06/30/2024)																		
4023	BADGER	03/09/1973	Active	9	1	0	1	12.50%	8		4			IP	S,M,SC	6	\$1,010.00	
4270	BOONE	05/12/1921	Active	22	3	3	0	0.00%	22	5	0		3	N	M,SC	0	\$260.00	
32065	CARROLL	04/14/1976	Active	23	0	1	-1	-4.17%	28	3	1		3	R	T,M,SC	1	\$250.00	
4232	CHURDAN	12/11/1941	Active	35	3	0	3	9.38%	30		1			N	T,M,SC	4	\$250.00	
43715	COON RAPIDS	04/03/1984	Active	29	1	3	-2	-6.45%	31	22	3				P,T,M,VP,SC	24+		
4027	DAYTON	06/24/1968	Active	10	0	0	0	0.00%	10		15		3		S,M,VP,SC	24+		
4030	EVERLY	06/13/1961	Active	28	3	0	3	12.00%	25		2		2	R	P,M,VP,SC	1		
4032	FORT DODGE	08/19/1921	Active	22	0	1	-1	-4.35%	24	34	5			N	M,SC	0	\$3,154.00	
29401	FORT DODGE EVENING	05/31/1974	Active	9	1	2	-1	-10.00%	11	8	0				VP,SC	1	\$1,000.00	
4242	GRAND JUNCTION	10/04/1932	Active	13	1	0	1	8.33%	13		4			N	T,M,VP,SC	1		
37665	HARTLEY	11/08/1979	Active	21	0	0	0	0.00%	21		17	1	None		P,S,T,M,VP SC	1	90+ Days \$500.00	
4038	LE MARS	05/11/1921	Active	19	0	0	0	0.00%	19		3		12		M,VP,SC	1	\$1,100.00	
4039	LEHIGH	01/31/1973	Active	11	0	2	-2	-15.38%	13	15	6				P,T,M,VP,SC	24+		
28134	LOHRVILLE	03/18/1974	Active	11	0	0	0	0.00%	11		10		14	R	P,T,M,VP,SC	1		
4285	MADRID	11/26/1929	Active	41	4	5	-1	-2.38%	42	38	0			N	P,T,M,SC	1	\$50.00	
Exc Award (06/30/2023)																		
41874	MANSON	10/01/1982	Active	11	1	3	-2	-15.38%	13	9	2		5	R			\$30.00	
33925	MARCUS	05/31/1977	Active	23	1	0	1	4.55%	23		8			R	P,M,SC	1	\$400.00	
4293	OGDEN	11/29/1929	Active	26	3	1	2	8.33%	24	39	1			N	SC	1	\$290.00	
4043	ORANGE CITY	02/24/1930	Active	36	8	3	5	16.13%	31	3	1			N	SC	1		
4046	PETERSON	03/20/1957	Active	40	1	2	-1	-2.44%	41	15	3			N	M,SC	1		
4048	REMSEN	02/29/1940	Active	17	1	1	0	0.00%	17	3	8		None		P,S,T,M,VP SC	1		



# Club Health Assessment for District 9 NW through April 2025

				Status		Membership						Reports					Finance		LCIF	
Club Number	Club Name	Charter Date			Current Member Count	YTD Members Added	YTD Members Dropped	YTD Net Growth	YTD Net Growth%	Member Count 12 Months Ago	Avg. length of service for dropped members	Months Since Last MMR ***	Yrs. Since Last Officer Report	President Rotation	Vice President Reported ****	Months Since Last Activity Report ***	Account Balance	Donations for current Fiscal Year		
			Number of times on status quo within last two years		If below 15 members appears				If net loss is greater than 20% appears			If no report in 3 months appears in	When more than one year appears in	Number of repeat terms		Notes the officers that do not have an active	If no report at 12 months appears in red			
4259	RIPPEY	03/09/1944	Active		9	0	0	0	0.00%	9		1		4		M,VP,SC	1		\$400.00	
4051	ROLFE	04/15/1953	Active		20	1	3	-2	-9.09%	22	14	4		6	N	M,SC	1		\$250.00	
4052	ROYAL	11/15/1957	Active		28	2	2	0	0.00%	28	27	5				P,VP,SC	1			
4054	SAC CITY	12/09/1948	Active		4	0	0	0	0.00%	4		16	1	None		P,S,T,M,VP SC	1	90+ Days		
4056	SIOUX CITY	06/12/1920	Active		16	1	2	-1	-5.88%	17	4	0		3	R	M,SC	1			
47864	WALL LAKE	11/25/1987	Active		16	1	0	1	6.67%	15		3			N	M,SC	1		\$200.00	
Exc Award (06/30/2024)																				
4060	WEST BEND	01/24/1966	Active		13	0	0	0	0.00%	13		25		5	R	T,M,SC	1		\$200.00	
4307	WOODWARD	11/10/1969	Active		16	0	2	-2	-11.11%	18	4	7		2	N	SC	1			
Exc Award (06/30/2024)																				
Current Total Clubs Count	YTD New Clubs Count	YTD Cancelled Clubs Count	YTD Net Club Gain	Current Total Members Count	YTD Add	YTD Drop	YTD Net Growth	YTD Net Growth %	Member Count 12 Months Ago	Average Member Count Per Club	% of Clubs with less than 20 members	% No MMR in 3 Months	% No Officer Report in 12 Months	% of Clubs with balance 90+ days	Number of Clubs in Status Quo	% Status Quo Clubs in Financial Suspension	Number of Cancelled Clubs	Average Cancelled Club Age	Members Lost Due to Cancellation	% of Clubs Cancelled for Non-Financial Reasons
30	0	0	0	603	41	36	5	0.84%	604	20	50%	60%	7%	7%	0	0%	0	0	0	0%

\* - P - Priority Club. Cancellation Reasons: 1-Objectives/conduct, 2-Non-active club, 5-Non-existing club, 6-Disbanding, 7-Merger, 8-Financial Suspension, 9-District/Multiple District Dues.


\*\* - Abbreviation: P-President, S-Secretary, T-Treasurer, M-Member Chairperson, VP-First Vice President, MC-Communications Chairperson, SC-Service Chairperson

\*\*\* - Abbreviation: N/R - Never reported using the Lions Clubs website, N/A - Not applicable, No password registered for the Lions Clubs website.

\*\*\*\* - Abbreviation: N - New, IP - Immediate Past, R - Repeat.



# Club Health Assessment for District 9 SE through April 2025

			Status	Membership							Reports					Finance		LCIF
Club Number	Club Name	Charter Date		Current Member Count	YTD Members Added	YTD Members Dropped	YTD Net Growth	YTD Net Growth%	Member Count 12 Months Ago	Avg. length of service for dropped members	Months Since Last MMR ***	Yrs. Since Last Officer Report	President Rotation	Vice President Reported ****	Months Since Last Activity Report ***	Account Balance	Donations for current Fiscal Year	
			Number of times on status quo within last two years	If below 15 members appears			If net loss is greater than 20% appears				If no report in 3 months appears in	When more than one year appears in	Number of repeat terms	Notes the officers that do not have an active		If no report at 12 months appears in red		
Clubs more than two years old																		
4181	ALBIA	06/22/1921	Active	9	0	0	0	0.00%	10		11			IP	M,SC	19		
4143	BIRMINGHAM	12/06/1965	Active	12	0	1	-1	-7.69%	12	3	0		2	R	M,VP,SC	3		\$100.00
Exc Award (06/30/2023)																		
35684	BRIGHTON	05/25/1978	Active	14	0	0	0	0.00%	14		18		3		P,M,VP,SC	24+		\$1,000.00
4147	BURLINGTON HOST	04/12/1921	Active	31	2	1	1	3.33%	30	34	1		2	N	M,SC	24+		\$2,160.00
4188	CENTERVILLE	03/17/1939	Active(1)	8	0	0	0	0.00%	8		0		13		T,M,VP,SC	24+		
136946	Clear Creek	11/29/2018	Active(1)	9	0	5	-5	-35.71%	14	3	8		6	R	M,SC	24+		
38023	COLUMBUS JUNCTION	02/29/1980	Active	30	6	2	4	15.38%	28	13	1		2		VP,SC	1		\$2,849.69
4190	CORYDON	11/18/1969	Active	17	1	3	-2	-10.53%	19	20	0		2	R	T	14		\$526.00
4149	CRAWFORDSVILLE	05/28/1953	Active	18	0	1	-1	-5.26%	19	21	8		None	N	P,M,SC	4		\$620.00
32506	DANVILLE	06/21/1976	Active	16	0	0	0	0.00%	16		12			N	M,SC	1		\$100.00
4153	FAIRFIELD	04/28/1921	Active	35	0	2	-2	-5.41%	41	56	4			N	M,SC	24		\$530.00
Exc Award (06/30/2018)																		
4155	FORT MADISON	06/19/1920	Active	33	1	1	0	0.00%	34	55	2		2		M,VP,SC	6		\$1,000.00
4156	FREMONT	11/05/1953	Active	27	0	0	0	0.00%	27		10			N	M,SC	10		\$450.00
42751	GRANDVIEW & LETTS	06/30/1983	Active	18	1	1	0	0.00%	18	8	2		4	R	SC	13		\$1,065.00
Exc Award (06/30/2016, 06/30/2017)																		
4329	IOWA CITY	12/15/1920	Active	35	0	0	0	0.00%	35		8		4		M,VP,SC	0		\$2,030.00
4158	KEOKUK	03/09/1921	Active	14	1	3	-2	-12.50%	16	22	2		2		M,VP,SC	24+		
29911	KEOSAUQUA	11/06/1974	Active	29	4	0	4	16.00%	25		1			N		24+		\$2,000.00
39342	LEIGHTON	01/31/1981	Active	13	0	0	0	0.00%	13		13		2	R	VP,SC	24+		\$1,100.00
4160	LOCKRIDGE	03/23/1956	Active(1)	16	0	0	0	0.00%	16		12			N	M,VP,SC	24+		\$1,170.00
42162	LONE TREE	01/19/1983	Active	18	1	0	1	5.88%	17		8			N	M,SC	0		\$1,450.00
4161	MEDIAPOLIS	03/18/1949	Active	19	0	0	0	0.00%	21		11			N	M,SC	24+		
54546	MELCHER-DALLAS	06/02/1993	Active(1)	12	0	1	-1	-7.69%	14	8	2			N	M,SC	24+		



# Club Health Assessment for District 9 SE through April 2025

			Status		Membership						Reports					Finance		LCIF		
Club Number	Club Name	Charter Date			Current Member Count	YTD Members Added	YTD Members Dropped	YTD Net Growth	YTD Net Growth%	Member Count 12 Months Ago	Avg. length of service for dropped members	Months Since Last MMR ***	Yrs. Since Last Officer Report	President Rotation	Vice President Reported ****	Months Since Last Activity Report ***	Account Balance	Donations for current Fiscal Year		
			Number of times on status quo within last two years		If below 15 members appears				If net loss is greater than 20% appears			If no report in 3 months appears in	When more than one year appears in	Number of repeat terms		Notes the officers that do not have an active	If no report at 12 months appears in red			
Exc Award (06/30/2018)																				
4162	MILTON	03/16/1954	Active(1)		6	1	1	0	0.00%	6	36	1		2	S,M,VP,SC	24+		\$100.00		
29624	NEW LONDON	07/23/1974	Active		13	0	1	-1	-7.14%	13	43	2			M,VP,SC	24+		\$500.00		
104428	NORTH LIBERTY	02/04/2009	Active		17	1	0	1	6.25%	15		0			N	M,SC	2	\$300.00		
108239	OSKALOOSA	04/28/2010	Active		16	0	3	-3	-15.79%	16	5	4			R		0	\$682.00		
Exc Award (06/30/2017, 06/30/2021)																				
4168	OTTUMWA NOON	05/02/1939	Active		48	1	5	-4	-7.69%	54	10	0			N	M,SC	0	\$540.00		
4171	SIGOURNEY	11/19/1953	Active		12	0	1	-1	-7.69%	13	45	5			R	T,M,VP	7			
129932	Solon Centennial Lions Club	01/30/2017	Active		32	2	0	2	6.67%	30		3				VP,SC	0	\$600.00		
4172	STOCKPORT	11/27/1957	Active		14	4	3	1	7.69%	13	20	3			N	M,SC	24+	\$200.00		
4348	VICTOR	11/13/1956	Active		18	0	0	0	0.00%	18		24		3	R	M,SC	2	\$4,540.00		
Exc Award (06/30/2018)																				
4174	WASHINGTON	12/21/1972	Active		23	1	1	0	0.00%	23	1	6				M,VP,SC	9	\$704.00		
4175	WAYLAND	04/10/1958	Active		22	2	1	1	4.76%	23	7	0		None	N	P,M,SC	4			
4177	WEST BURLINGTON	10/21/1971	Active		23	2	1	1	4.55%	22	54	3		3	N		24+	\$680.00		
4178	WEST CHESTER	03/01/1956	Active		24	4	0	4	20.00%	20		3		14		M,VP,SC	24+	\$290.00		
4179	WHAT CHEER	12/17/1953	Active		10	0	0	0	0.00%	10		6		18	R	M,SC	24+	\$100.00		
4354	WILLIAMSBURG	10/21/1938	Active		32	0	1	-1	-3.03%	33	2	7		13	R	M,SC	0	\$500.00		
4180	WINFIELD	11/17/1941	Active		21	3	4	-1	-4.55%	22	5	0				T,M,VP,SC	24+	\$800.00		
Current Total Clubs Count	YTD New Clubs Count	YTD Cancelled Clubs Count	YTD Net Club Gain	Current Total Members Count	YTD Add	YTD Drop	YTD Net Growth	YTD Net Growth %	Member Count 12 Months Ago	Average Member Count Per Club	% of Clubs with less than 20 members	% No MMR in 3 Months	% No Officer Report in 12 Months	% of Clubs with balance 90+ days	Number of Clubs in Status Quo	% Status Quo Clubs in Financial Suspension	Number of Cancelled Clubs	Average Cancelled Club Age	Members Lost Due to Cancellation	% of Clubs Cancelled for Non-Financial Reasons
38	0	0	0	764	38	43	-5	-0.65%	778	20	61%	58%	0%	0%	0	0%	0	0	0	0%





## Club Health Assessment for District 9 SE through April 2025

			Status	Membership							Reports					Finance	LCIF
Club Number	Club Name	Charter Date		Current Member Count	YTD Members Added	YTD Members Dropped	YTD Net Growth	YTD Net Growth%	Member Count 12 Months Ago	Avg. length of service for dropped members	Months Since Last MMR ***	Yrs. Since Last Officer Report	President Rotation	Vice President Reported ****	Months Since Last Activity Report ***	Account Balance	Donations for current Fiscal Year
			Number of times on status quo within last two years	If below 15 members appears				If net loss is greater than 20% appears			If no report in 3 months appears in	When more than one year appears in	Number of repeat terms	Notes the officers that do not have an active	If no report at 12 months appears in red		

\* - P - Priority Club. Cancellation Reasons: 1-Objectives/conduct, 2-Non-active club, 5-Non-existing club, 6-Disbanding, 7-Merger, 8-Financial Suspension, 9-District/Multiple District Dues.

\*\* - Abbreviation: P-President, S-Secretary, T-Treasurer, M-Member Chairperson, VP-First Vice President, MC-Communications Chairperson, SC-Service Chairperson

\*\*\* - Abbreviation: N/R - Never reported using the Lions Clubs website, N/A - Not applicable, No password registered for the Lions Clubs website.

\*\*\*\* - Abbreviation: N - New, IP - Immediate Past, R - Repeat.



# Club Health Assessment for District 9 SW through April 2025

Club Number	Club Name	Charter Date	Status	Membership							Reports					Finance	LCIF
				Current Member Count	YTD Members Added	YTD Members Dropped	YTD Net Growth	YTD Net Growth%	Member Count 12 Months Ago	Avg. length of service for dropped members	Months Since Last MMR ***	Yrs. Since Last Officer Report	President Rotation	Vice President Reported ****	Months Since Last Activity Report ***	Account Balance	Donations for current Fiscal Year
			Number of times on status quo within last two years	If below 15 members appears				If net loss is greater than 20% appears			If no report in 3 months appears in	When more than one year appears in	Number of repeat terms	Notes the officers that do not have an active	If no report at 12 months red		
<b>Clubs more than two years old</b>																	
4223	ADAIR	08/23/1951	Active	17	0	2	-2	-10.53%	12	1	1		4	N	SC	0	\$4,120.00
	Exc Award (06/30/2017, 06/30/2020, 06/30/20																
4264	ADEL	11/28/1952	Active	48	3	3	0	0.00%	50	3	2			N	M	0	\$3,100.00
33408	AFTON	02/28/1977	Active	21	1	0	1	5.00%	20		4			N	P,M,SC	13	\$50.00
	Exc Award (06/30/2022)																
4225	ATLANTIC	02/07/1928	Active	24	1	4	-3	-11.11%	27	17	2		3	N	M	0	\$1,230.00
4226	AUDUBON	04/16/1943	Active	38	0	1	-1	-2.56%	38	39	0			N	SC	0	\$2,100.00
	Exc Award (06/30/2017, 06/30/2023, 06/30/20																
4228	BAYARD	02/08/1950	Active	9	0	2	-2	-18.18%	11	8	1		13		T,M,VP,SC	24+	\$100.00
4229	BEDFORD	10/15/1946	Active	17	0	0	0	0.00%	17		18			IP	SC	24+	
4234	CLEARFIELD	05/29/1952	Active	180	0	10	-10	-5.26%	188	23	3			N	SC	24+	\$500.00
4236	COUNCIL BLUFFS	06/19/1921	Active	24	0	1	-1	-4.00%	25	11	0			N		0	\$690.00
	Exc Award (06/30/2017, 06/30/2018, 06/30/20																
4237	CRESTON	04/18/1952	Active	23	0	1	-1	-4.17%	24	11	2			N	P,M,SC	14	\$1,000.00
51365	DEXTER	02/28/1991	Active	9	0	2	-2	-18.18%	11	13	1				T,M,VP,SC	1	\$50.00
4240	DIAGONAL	05/26/1952	Active(1)	61	3	0	3	5.17%	58		1				P,M,VP,SC	8	
36044	EXIRA	09/18/1978	Active	37	4	2	2	5.71%	34	1	1			N	VP,SC	0	\$125.00
	Exc Award (06/30/2016, 06/30/2017, 06/30/20																
31736	FONTANELLE	02/24/1976	Active	9	0	0	0	0.00%	9		13		9	R	M,VP,SC	4	\$500.00
4241	GLENWOOD	01/16/1939	Active	23	0	0	0	0.00%	23		7			R	M,SC	0	\$2,100.00
4197	GRAND RIVER	11/24/1954	Active	22	6	0	6	37.50%	17		0		6	R	P,M,VP,SC	3	\$1,000.00
4243	GREENFIELD	02/26/1952	Active	31	0	0	0	0.00%	31		10		3	R	SC	21	\$500.00
4245	GUTHRIE CENTER	06/16/1924	Active	35	3	1	2	6.06%	32	1	2			N	M,SC	4	\$1,085.00
147565	Hamburg	07/15/2021	Active	8	0	0	0	0.00%	8		24		2		M,VP	6	
4246	HARLAN	01/05/1955	Active	34	6	0	6	21.43%	27		0			R	M,SC	19	\$750.00



# Club Health Assessment for District 9 SW through April 2025

			Status	Membership							Reports					Finance	LCIF	
Club Number	Club Name	Charter Date		Current Member Count	YTD Members Added	YTD Members Dropped	YTD Net Growth	YTD Net Growth%	Member Count 12 Months Ago	Avg. length of service for dropped members	Months Since Last MMR ***	Yrs. Since Last Officer Report	President Rotation	Vice President Reported ****	Months Since Last Activity Report ***	Account Balance	Donations for current Fiscal Year	
			Number of times on status quo within last two years	If below 15 members appears				If net loss is greater than 20% appears			If no report in 3 months appears in	When more than one year appears in	Number of repeat terms	Notes the officers that do not have an active	If no report at 12 months appears in red			
4199	INDIANOLA	01/24/1930	Active	76	29	14	15	24.59%	61	10	0		2	R	SC	0		\$4,950.00
	Exc Award (06/30/2021, 06/30/2023, 06/30/2025)																	
56972	INDIANOLA BREAKFAST	05/26/1995	Active	8	0	1	-1	-11.11%	9	1	9		7		P,M,VP,SC	24+		
4200	INDIANOLA EVENING	10/05/1970	Cancelled(6*)	0	0	8	-8	-100.00%	8	19	1		None		P,S,T,M,VP SC	13	90+ Days	\$50.00
4247	JAMAICA	04/25/1966	Active	14	0	1	-1	-6.67%	15	3	3			N	T,M,SC	18		\$100.00
4203	LAMONI	03/17/1970	Active	32	2	3	-1	-3.03%	33	1	0		3	R	M,SC	4		
4204	LEON	04/12/1956	Active	14	3	3	0	0.00%	14	7	1		2		M,VP,SC	22		\$50.00
4250	LINDEN	09/11/1967	Active	5	0	3	-3	-37.50%	8	8	3				M,VP,SC	10		\$200.00
4251	LORIMOR	06/07/1940	Active	14	1	1	0	0.00%	14	1	5		6	R	M,SC	0		\$100.00
4206	MARTENSDALE	12/26/1972	Active	8	0	0	0	0.00%	10		10		3	R	M,SC	17		\$400.00
	Exc Award (06/30/2022)																	
4207	MILO	04/20/1954	Active	21	1	1	0	0.00%	21	3	3			R	P,M,SC	0		\$500.00
4253	MISSOURI VALLEY	06/29/1953	Active	15	0	7	-7	-31.82%	22	24	0			R	M,SC	0		
4254	MOUNT AYR	06/18/1947	Active	22	3	2	1	4.76%	21	3	0			N	P,M,VP,SC	24+		
4210	MURRAY	06/08/1932	Active	10	1	1	0	0.00%	10	1	3			R	T,VP,SC	17	90+ Days	\$50.00
33514	NEOLA	03/24/1977	Active	35	0	0	0	0.00%	34		9		2	R		1		\$4,015.00
	Exc Award (06/30/2016, 06/30/2017, 06/30/2025)																	
4211	NEW VIRGINIA	10/13/1941	Active	13	0	1	-1	-7.14%	14	26	8			R	M,SC	24+		
31006	NORWALK	06/30/1975	Active	28	0	3	-3	-9.68%	32	12	3			N	M,SC	13		\$250.00
4256	PANORA	03/10/1955	Active	15	0	0	0	0.00%	19		10		2		M,VP,SC	24+	90+ Days	\$100.00
	Exc Award (06/30/2016, 06/30/2018)																	
4294	PERRY	02/07/1972	Active	20	2	1	1	5.26%	19	0	0			N	M,SC	0		\$580.00
	Exc Award (06/30/2024)																	
4296	REDFIELD	09/25/1956	Active	7	0	6	-6	-46.15%	13	2	0		5	R	M,SC	16		\$125.00
	Exc Award (06/30/2018)																	
4216	ST CHARLES	02/28/1946	Active	23	0	0	0	0.00%	23		12			N	P,T,M,SC	24+		
100971	STUART	01/21/2008	Active	9	0	1	-1	-10.00%	12	17	9			N	M,SC	1		\$50.00



## Club Health Assessment for District 9 SW through April 2025

Club Number	Club Name	Charter Date	Status	Membership							Reports					Finance	LCIF
				Current Member Count	YTD Members Added	YTD Members Dropped	YTD Net Growth	YTD Net Growth%	Member Count 12 Months Ago	Avg. length of service for members	Months Since Last MMR ***	Yrs. Since Last Officer Report	President Rotation	Vice President Reported ****	Months Since Last Activity Report ***	Account Balance	Donations for current Fiscal Year
			Number of times on status quo within last two years	If below 15 members appears				If net loss is greater than 20% appears			If no report in 3 months appears	When more than one year appears in	Number of repeat terms	Notes the officers that do not have an active	If no report at 12 months appears in red		
4263	TINGLEY	10/11/1957	Active	37	2	2	0	0.00%	37	7	0		5	P,M,VP,SC	24+		
46816	VILLISCA	01/15/1987	Active	18	0	1	-1	-5.26%	19	9	6		2	R	M,SC	0	\$250.00
Exc Award (06/30/2017, 06/30/2019)																	
138479	Waukee	06/04/2019	Active	14	3	2	1	7.69%	13	6	3			IP	SC	0	\$950.00
4222	WINTERSET	05/26/1939	Active	33	0	0	0	0.00%	37		10		3	R		13	90+ Days \$1,055.00
Exc Award (06/30/2023)																	

Clubs Cancelled Previous Fiscal Year – Clubs Cancelled within last 12 months may be reinstated

Club Number	Club Name	Charter Date	Current Status*	Cancellation Date
105800	EARLHAM	06/16/2009	Cancelled(6*)	07/29/2023

Current Total Clubs Count	YTD New Clubs Count	YTD Cancelled Clubs Count	YTD Net Club Gain	Current Total Members Count	YTD Add	YTD Drop	YTD Net Growth	YTD Net Growth %	Member Count 12 Months Ago	Average Member Count Per Club	% of Clubs with less than 20 members	% No MMR in 3 Months	% No Officer Report in 12 Months	% of Clubs with balance 90+ days	Number of Clubs in Status Quo	% Status Quo Clubs in Financial Suspension	Number of Cancelled Clubs	Average Cancelled Club Age	Members Lost Due to Cancellation	% of Clubs Cancelled for Non-Financial Reasons
44	0	1	-1	1,161	74	91	-17	-1.44%	1,180	26	45%	52%	0%	7%	0	0%	1	69	8	100%

\* - P - Priority Club. Cancellation Reasons: 1-Objectives/conduct, 2-Non-active club, 5-Non-existing club, 6-Disbanding, 7-Merger, 8-Financial Suspension, 9-District/Multiple District Dues.

\*\* - Abbreviation: P-President, S-Secretary, T-Treasurer, M-Member Chairperson, VP-First Vice President, MC-Communications Chairperson, SC-Service Chairperson

\*\*\* - Abbreviation: N/R - Never reported using the Lions Clubs website, N/A - Not applicable, No password registered for the Lions Clubs website.

\*\*\*\* - Abbreviation: N - New, IP - Immediate Past, R - Repeat.